

Effectively Working Toward Patient Goals

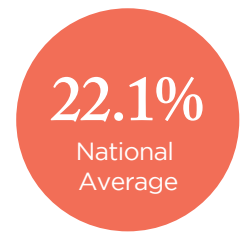
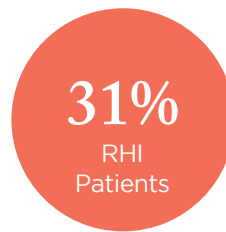
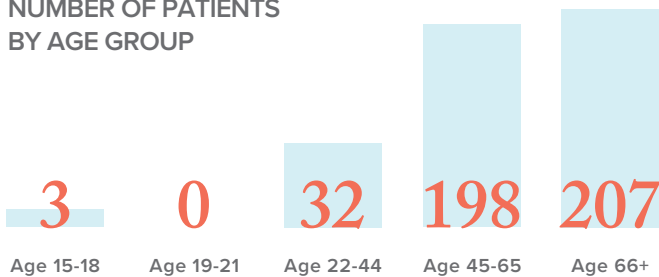
RHI integrates proven research as we evaluate and treat our stroke patients, ensuring they get the best care possible.

We had the privilege of treating

444
PATIENTS

Male **241**
Female **203**

NUMBER OF PATIENTS BY AGE GROUP



RHI's percentage of patients who are being treated for stroke is higher than the national average.

“Thank you for saving my life and getting me back on my feet. A wonderful hospital and the staff are all super.”

Linda, RHI patient

RHI: **1.50** Nationwide: **1.62**

Case Mix Index (CMI)

Case Mix Index indicates the diversity, complexity, and severity of patients treated at a facility. (higher number indicates more complicated condition).

3.25 RHI Functional Outcome Measure **2.32** Expected CMS Functional Outcome Measure

This measure takes a variety of patient factors into consideration such as age, medical factors and mobility and self-care function on admission. CMS uses this information to calculate the expected rate of improvement in mobility and self-care. A patient's progress should meet or exceed the expected value.

14.8 DAYS

AVERAGE LENGTH OF STAY

70%

DISCHARGE TO COMMUNITY

9.2%

RETURN TO ACUTE HOSPITAL

91

PATIENT SATISFACTION SCORES